

NOVEMBER 1, 2017 - SEPTEMBER 14, 2018

SERVICES PROVIDED FOR ALL

OUT OF **16,429** SERVICES

42% CARE COORDINATION

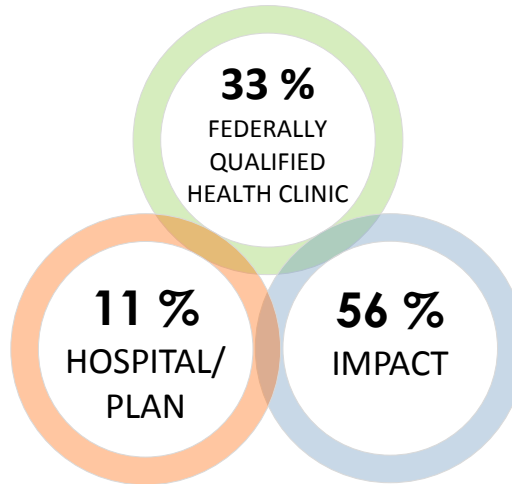
17% HOUSING COORDINATION

41% SERVICE SUPPORT

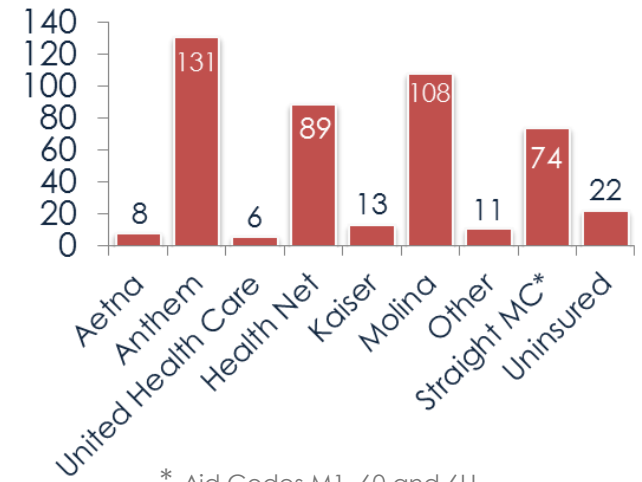
* Includes all HUB, Housing and Outreach & Referral services



REFERRAL SOURCE



HEALTH PLAN ASSIGNMENT




462 ENROLLED INTO PATHWAYS *715 TOTAL

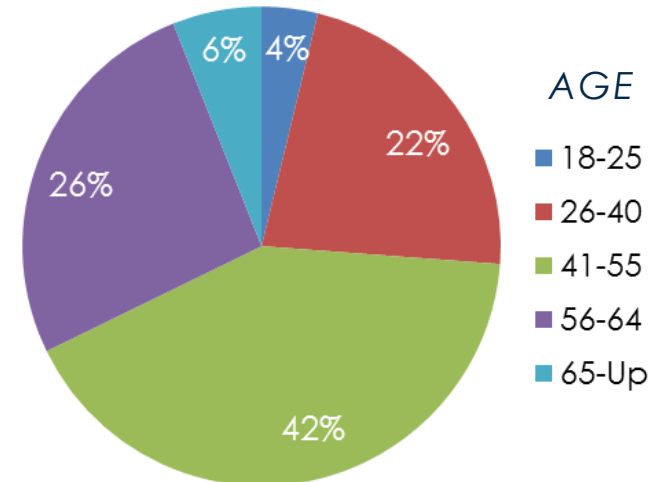
GEOGRAPHIC REACH

REGION	# OF CLIENTS
North	567
East	59
South	83
West	6
TOTAL	715

GENDER

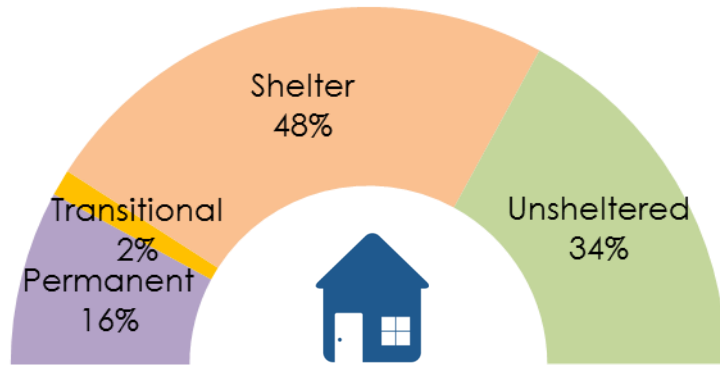


417 **297**
1 GENDER FLUID



NOVEMBER 1, 2017 - SEPTEMBER 14, 2018

HOUSING DISPOSITION

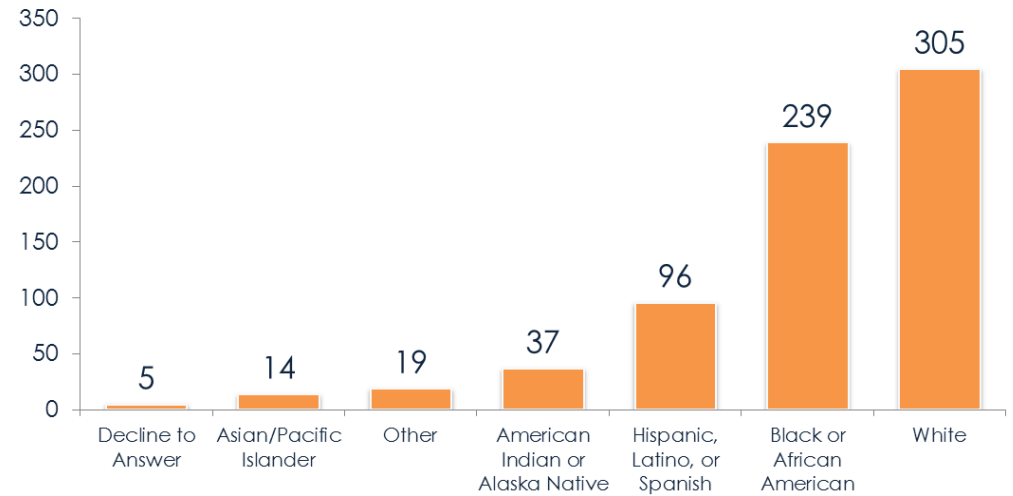


Transitional: Mather Community Campus and Wind Youth Services.

Permanent Housing: Apartment, shared housing and PSH.

Shelter: Volunteers of America, Union Gospel, Winter Shelter, and Salvation Army.

ETHNICITY



CURRENT ENROLLEES



5 Pregnant Women



11 Families



87% are homeless

**There are currently no enrollees at-risk of homelessness*



13% are permanently housed/transitional