

NOVEMBER 1, 2017 - JANUARY 31, 2019

SERVICES PROVIDED FOR ALL

47,584 TOTAL SERVICES

20% CARE COORDINATION

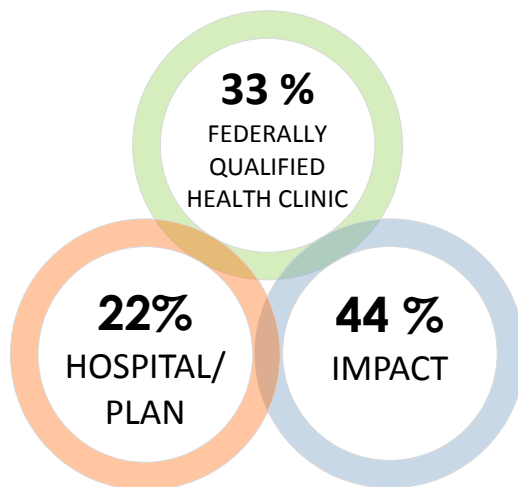
9% HOUSING COORDINATION

71% SERVICE SUPPORT

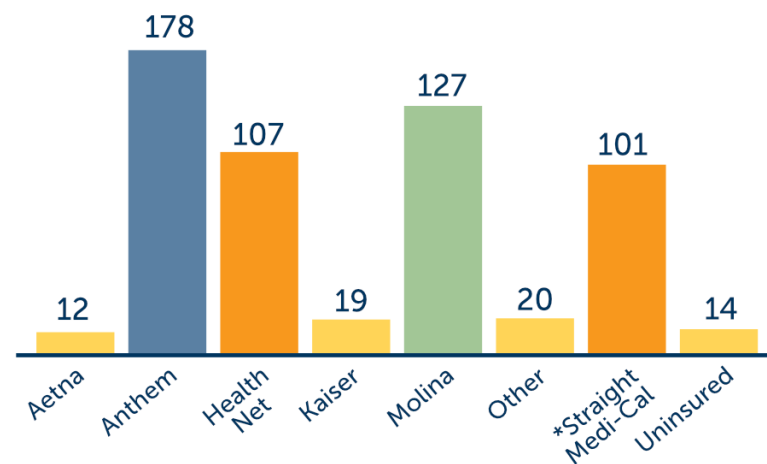
* Includes all HUB, Housing and Outreach & Referral services



REFERRAL SOURCE



HEALTH PLAN ASSIGNMENT



*Aid Codes M1, 60 and 6H

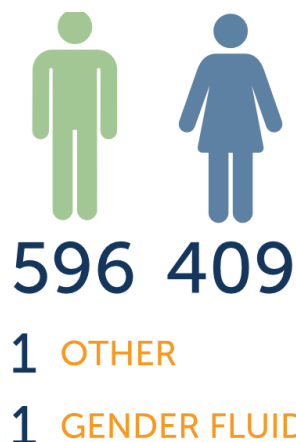


1,007 TOTAL ENROLLMENTS; **578** ENROLLED INTO PATHWAYS

HOUSING DISPOSITION

DISPOSITION	# OF CLIENTS
Permanent Housing	170
Transitional	65
TOTAL	235

GENDER



AGE

