

## NOVEMBER 1, 2017 - OCTOBER 5, 2018

### SERVICES PROVIDED FOR ALL

OUT OF **19,872** SERVICES

**38% CARE COORDINATION**

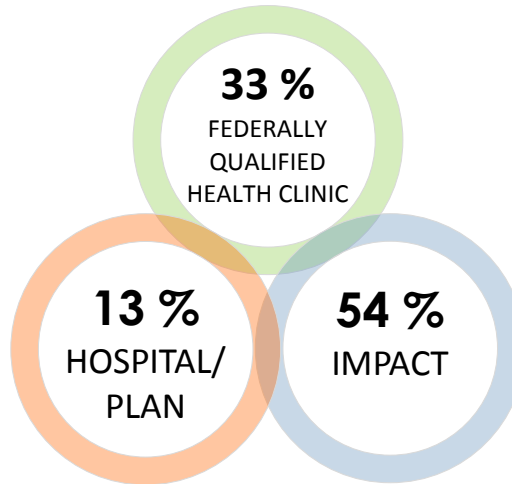
**16% HOUSING COORDINATION**

**46% SERVICE SUPPORT**

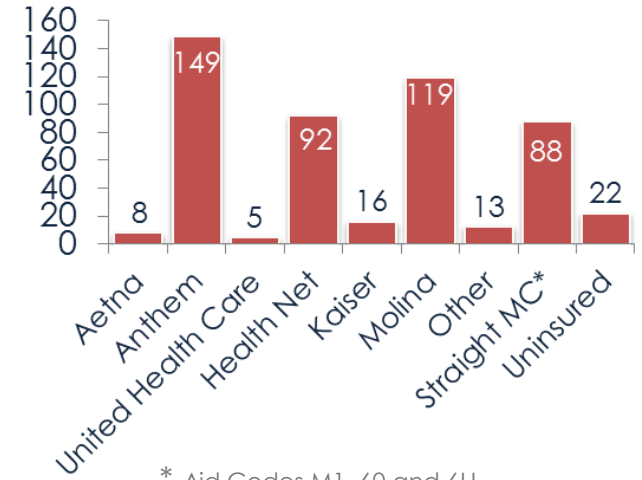
\* Includes all HUB, Housing and Outreach & Referral services



### REFERRAL SOURCE



### HEALTH PLAN ASSIGNMENT




**512** ENROLLED INTO PATHWAYS \*772 TOTAL

### GEOGRAPHIC REACH

REGION	# OF CLIENTS
North	616
East	62
South	88
West	6
<b>TOTAL</b>	<b>772</b>

### GENDER



**452** **319**  
**1** GENDER FLUID

