

NOVEMBER 1, 2017 - OCTOBER 15, 2019

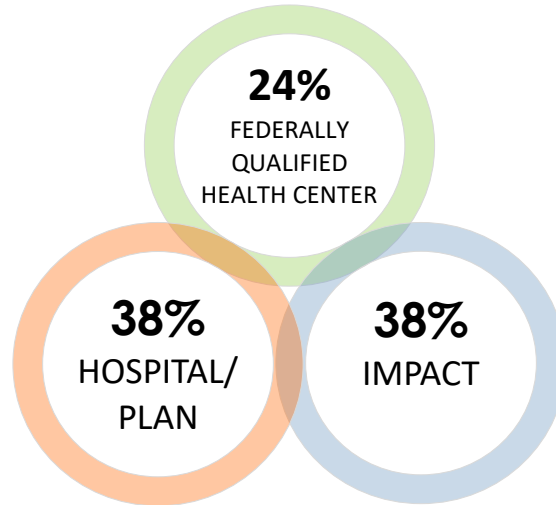
SERVICES PROVIDED FOR ALL

127,322 TOTAL SERVICES
22% CARE COORDINATION
16% HOUSING COORDINATION
62% SERVICE SUPPORT

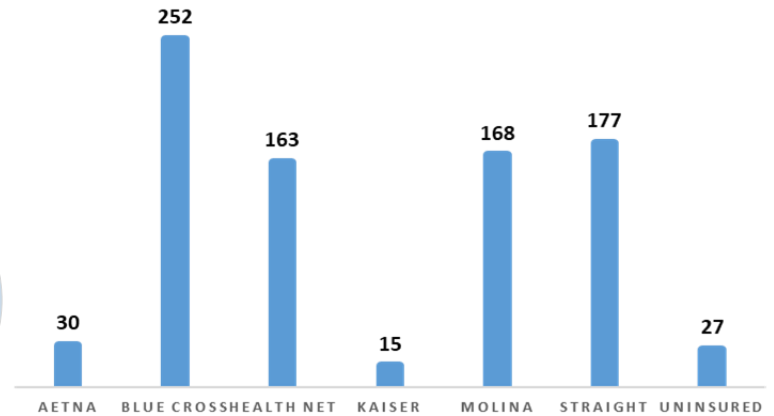
* Includes all HUB, Housing and Outreach & Referral services



REFERRAL SOURCE



HEALTH PLAN ASSIGNMENT
 ACTIVE ENROLLMENTS




1,626 TOTAL ENROLLMENTS; **832** ENROLLED INTO PATHWAYS

HOUSING DISPOSITION

DISPOSITION	# OF CLIENTS
Permanent Housing	302
Transitional	142
TOTAL	444

GENDER



983 **640**
 2 OTHER 1 GENDER FLUID

AGE

