

November 1, 2017 - November 30, 2020

**SERVICES PROVIDED FOR ALL**

**284,665** TOTAL SERVICES

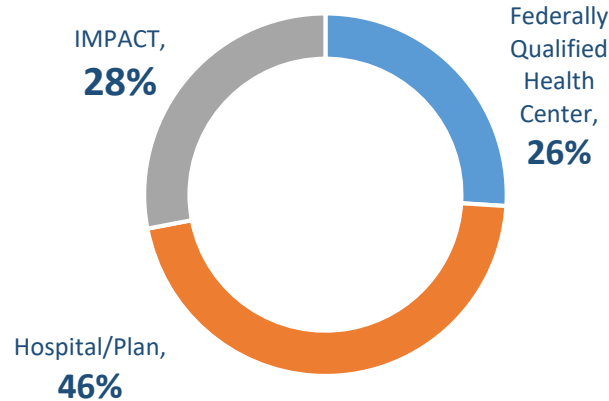
**25%** Care Coordination

**23%** Housing Coordination

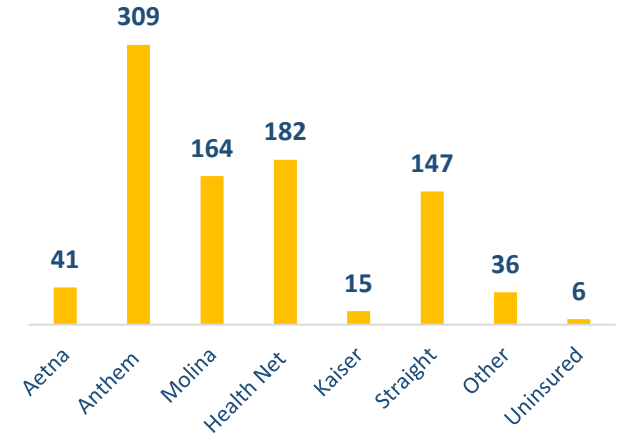
**52%** Service Support

All services includes all Hub, Housing and Outreach & Referral Services.

**REFERRAL SOURCE**



**HEALTH PLAN ASSIGNMENT ACTIVE ENROLLEES**



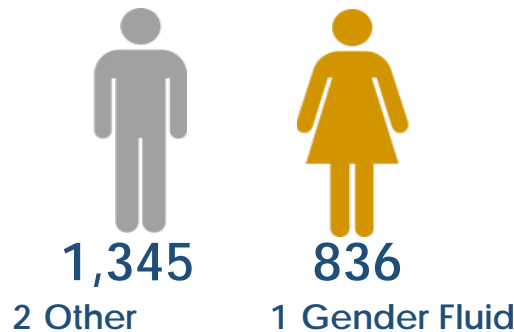
**2,184** TOTAL ENROLLMENTS;

**900** ENROLLED IN PATHWAYS

**HOUSING DISPOSITION**

DISPOSITION	# OF CLIENTS
Permanent Housing	533
Transitional	353
<b>TOTAL</b>	<b>886</b>

**GENDER**



**AGE**

