

## November 1, 2017 - January 15, 2021

### SERVICES PROVIDED FOR ALL

**301,084** TOTAL SERVICES

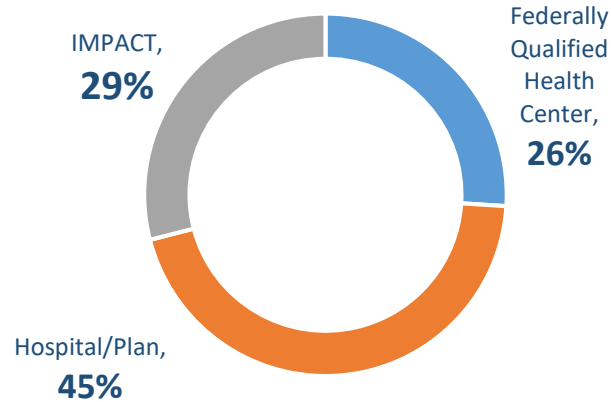
**23%** Care Coordination

**25%** Housing Coordination

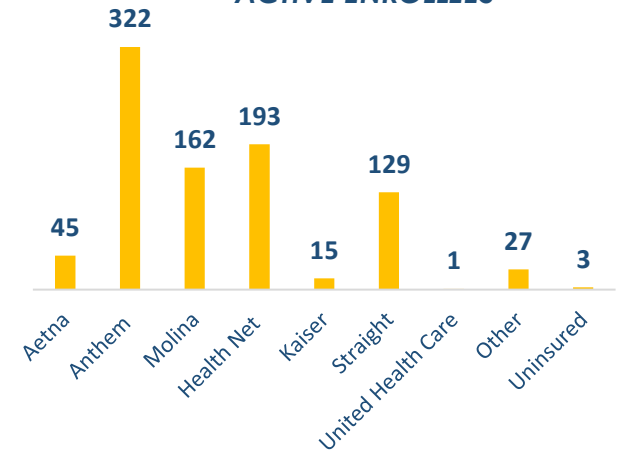
**52%** Service Support

All services includes all Hub, Housing and Outreach & Referral Services.

### REFERRAL SOURCE



### HEALTH PLAN ASSIGNMENT ACTIVE ENROLLEES



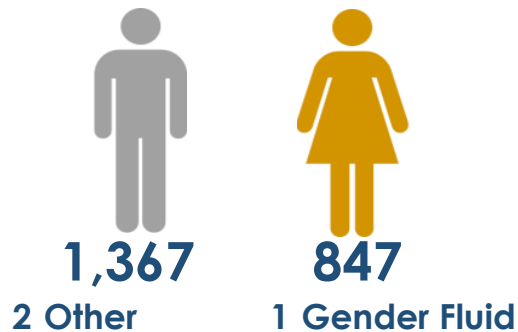
**2,217** TOTAL ENROLLMENTS;

**897** ENROLLED IN PATHWAYS

### HOUSING DISPOSITION

DISPOSITION	# OF CLIENTS
Permanent Housing	548
Transitional	373
<b>TOTAL</b>	<b>921</b>

### GENDER



### AGE

