

November 1, 2017 - September 15, 2020

**SERVICES PROVIDED FOR ALL**

**257,412** TOTAL SERVICES

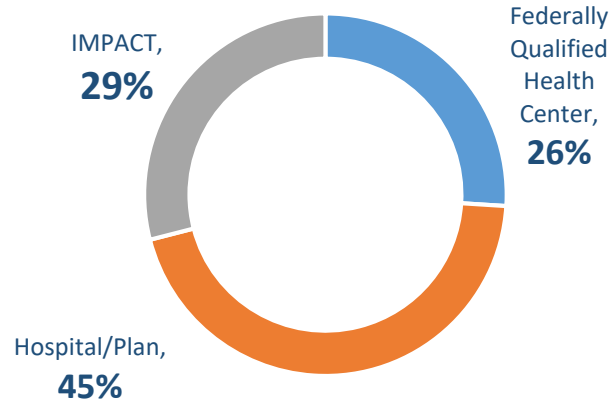
**22%** Care Coordination

**24%** Housing Coordination

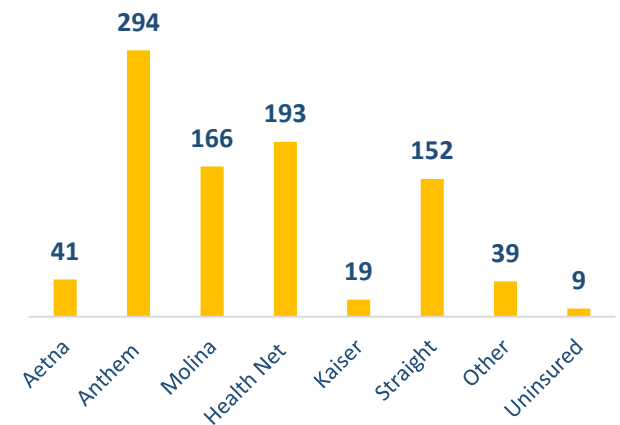
**54%** Service Support

All services includes all Hub, Housing and Outreach & Referral Services.

**REFERRAL SOURCE**



**HEALTH PLAN ASSIGNMENT ACTIVE ENROLLEES**



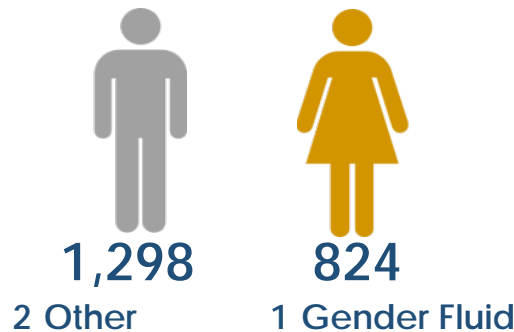
**2,125** TOTAL ENROLLMENTS;

**913** ENROLLED IN PATHWAYS

**HOUSING DISPOSITION**

DISPOSITION	# OF CLIENTS
Permanent Housing	495
Transitional	346
<b>TOTAL</b>	<b>841</b>

**GENDER**



**AGE**

