

NOVEMBER 1, 2017 - AUGUST 15, 2020

SERVICES PROVIDED FOR ALL

245,296 TOTAL SERVICES

22% CARE COORDINATION

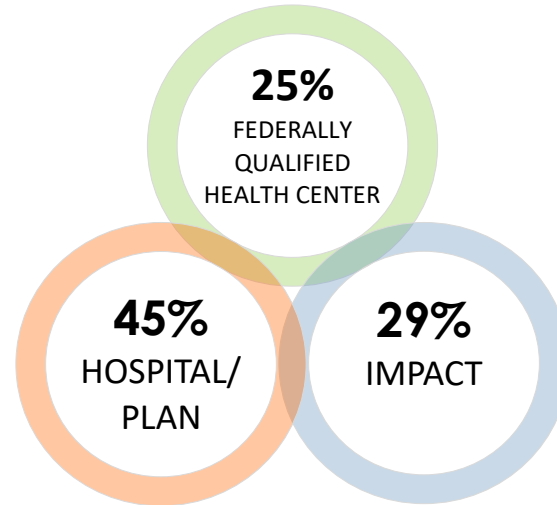
24% HOUSING COORDINATION

54% SERVICE SUPPORT

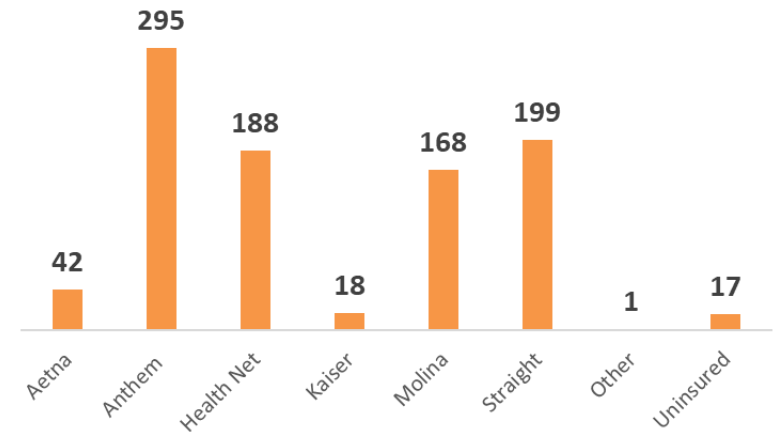
* Includes all HUB, Housing and Outreach & Referral services



REFERRAL SOURCE



HEALTH PLAN ASSIGNMENT ACTIVE ENROLLMENTS




2,101 TOTAL ENROLLMENTS; **928** ENROLLED INTO PATHWAYS

HOUSING DISPOSITION

DISPOSITION	# OF CLIENTS
Permanent Housing	458
Transitional	342
TOTAL	800

GENDER



1,282 **816**

2 OTHER 1 GENDER FLUID

AGE

