

**NOVEMBER 1, 2017 - MARCH 15, 2020**

SERVICES PROVIDED FOR ALL

**182,334** TOTAL SERVICES

**21% CARE COORDINATION**

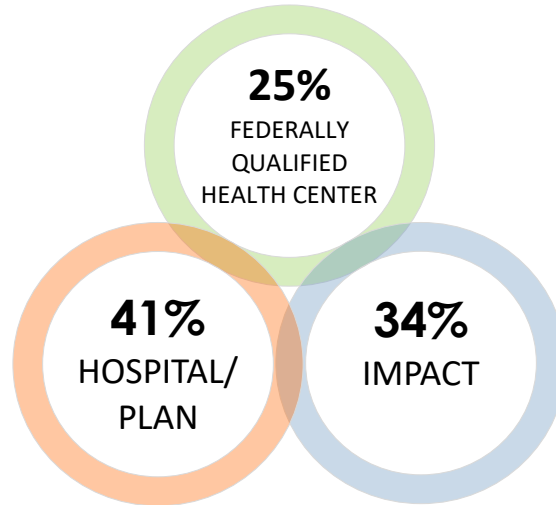
**21% HOUSING COORDINATION**

**58% SERVICE SUPPORT**

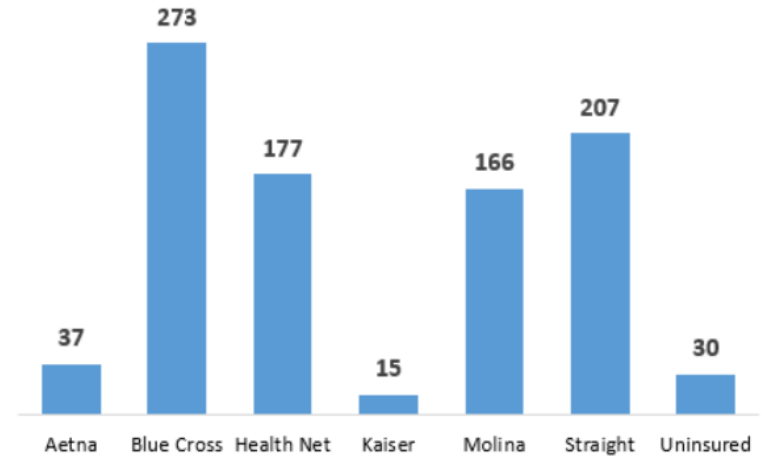
\* Includes all HUB, Housing and Outreach & Referral services



REFERRAL SOURCE



HEALTH PLAN ASSIGNMENT  
ACTIVE ENROLLMENTS




**1,923** TOTAL ENROLLMENTS; **905** ENROLLED INTO PATHWAYS

HOUSING DISPOSITION

DISPOSITION	# OF CLIENTS
Permanent Housing	383
Transitional	229
<b>TOTAL</b>	<b>612</b>

GENDER



**1168 752**  
 2 OTHER 1 GENDER FLUID

AGE

