

NOVEMBER 1, 2017 - JUNE 15, 2019

SERVICES PROVIDED FOR ALL

OUT OF **86,301** SERVICES

21% CARE COORDINATION

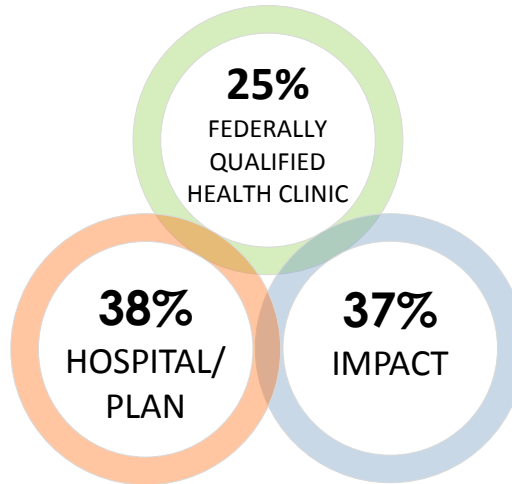
12% HOUSING COORDINATION

67% SERVICE SUPPORT

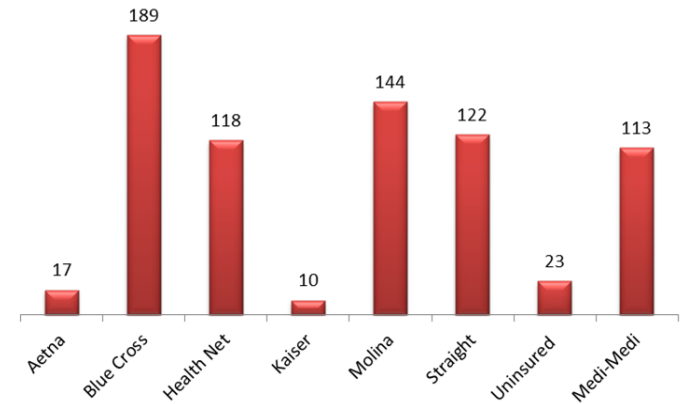
* Includes all HUB, Housing and Outreach & Referral services



REFERRAL SOURCE



HEALTH PLAN ASSIGNMENT



* Aid Codes M1, 60 and 6H




1,344 TOTAL ENROLLMENTS; **736** ENROLLED INTO PATHWAYS

PRIMARY/BEHAVIORAL HEALTH ACUITY

DOMAIN	PERCENTAGE
Primary Health	63 %
Substance Use Disorder	51 %
Severely Mental Ill	30 %

GENDER

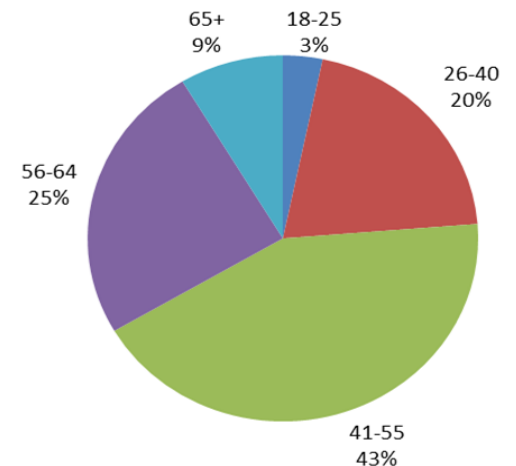


813 **528**

2 OTHER

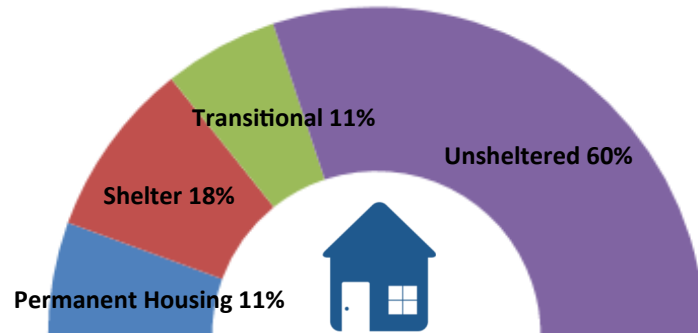
1 GENDER FLUID

AGE



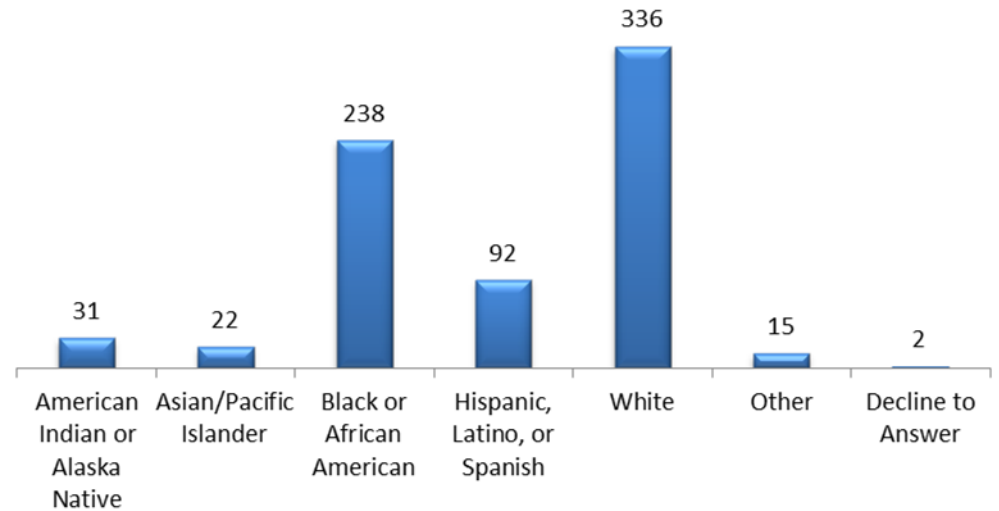
NOVEMBER 1, 2017 - JUNE 15, 2019

HOUSING DISPOSITION



Transitional: Mather Community Campus and Wind Youth Services.
Permanent Housing: Apartment, shared housing and PSH.
Shelter: Volunteers of America, Union Gospel, Winter Shelter, and Salvation Army.

ETHNICITY



CURRENT ENROLLEES



11 Pregnant Women



16 Families



78% are homeless

**There are currently no enrollees at-risk of homelessness*



22% are permanently housed/transitional