

## NOVEMBER 1, 2017 - APRIL 15, 2019

### SERVICES PROVIDED FOR ALL

**69,005** TOTAL SERVICES

**21%** CARE COORDINATION

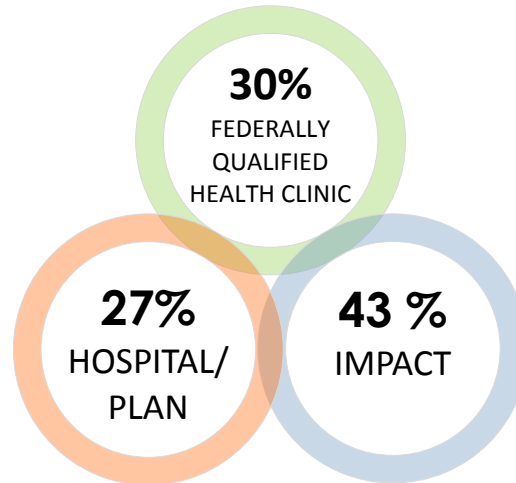
**10%** HOUSING COORDINATION

**69%** SERVICE SUPPORT

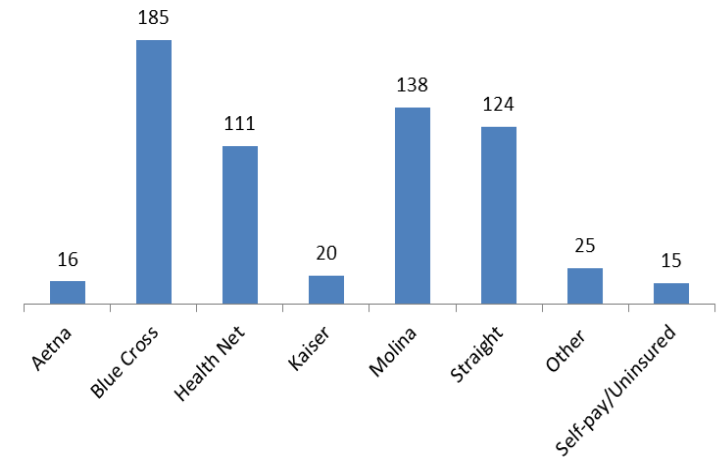
\* Includes all HUB, Housing and Outreach & Referral services



### REFERRAL SOURCE



### HEALTH PLAN ASSIGNMENT ACTIVE ENROLLMENTS




**1,186** TOTAL ENROLLMENTS; **634** ENROLLED INTO PATHWAYS

### HOUSING DISPOSITION

DISPOSITION	# OF CLIENTS
Permanent Housing	217
Transitional	61
<b>TOTAL</b>	<b>278</b>

### GENDER



**713** **470**

**2 OTHER**

**1 GENDER FLUID**

### AGE

