

NOVEMBER 1, 2017 - DECEMBER 14, 2018

SERVICES PROVIDED FOR ALL

OUT OF **35,859** SERVICES

17% CARE COORDINATION

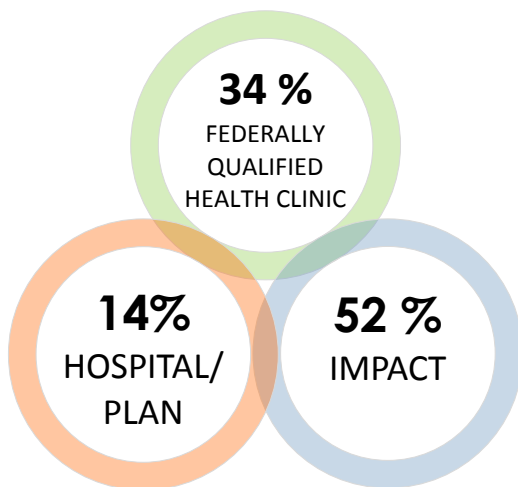
9% HOUSING COORDINATION

74% SERVICE SUPPORT

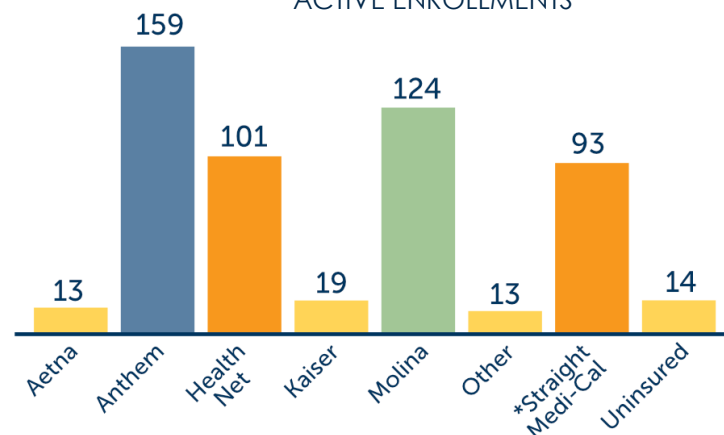
* Includes all HUB, Housing and Outreach & Referral services



REFERRAL SOURCE



HEALTH PLAN ASSIGNMENT ACTIVE ENROLLMENTS



*Aid Codes M1, 60 and 6H




912 TOTAL ENROLLMENTS; **536** ENROLLED INTO PATHWAYS

HOUSING DISPOSITION

DISPOSITION	# OF CLIENTS
Permanent Housing	142
Transitional	41
TOTAL	183

GENDER



535 376

1 GENDER FLUID

AGE

