

NOVEMBER 1, 2017 - DECEMBER 31, 2019

SERVICES PROVIDED FOR ALL

152,306 TOTAL SERVICES

22% CARE COORDINATION

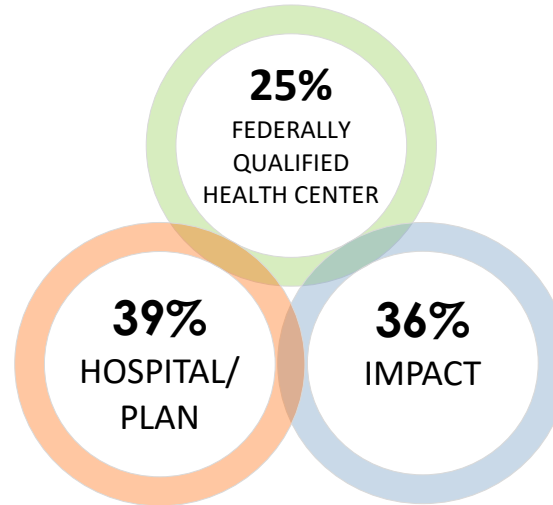
18% HOUSING COORDINATION

60% SERVICE SUPPORT

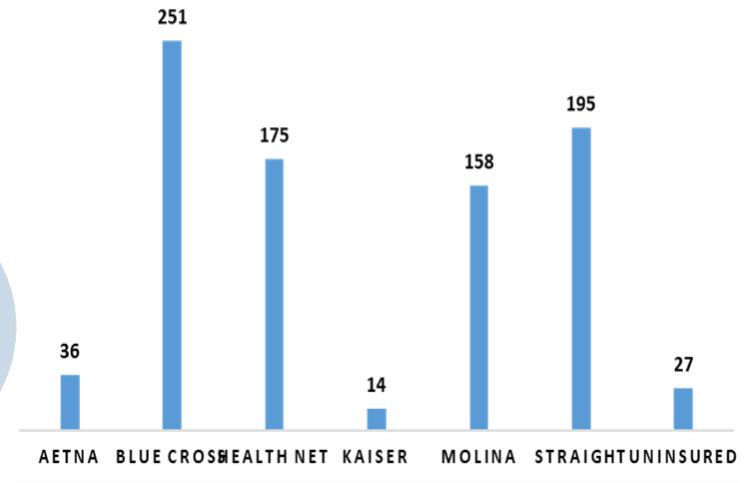
* Includes all HUB, Housing and Outreach & Referral services



REFERRAL SOURCE



HEALTH PLAN ASSIGNMENT ACTIVE ENROLLMENTS




1,762 TOTAL ENROLLMENTS; **856** ENROLLED INTO PATHWAYS

HOUSING DISPOSITION

DISPOSITION	# OF CLIENTS
Permanent Housing	338
Transitional	170
TOTAL	508

GENDER



1068 690

3 OTHER 1 GENDER FLUID

AGE

