

EARLY ENGAGEMENT PHASE

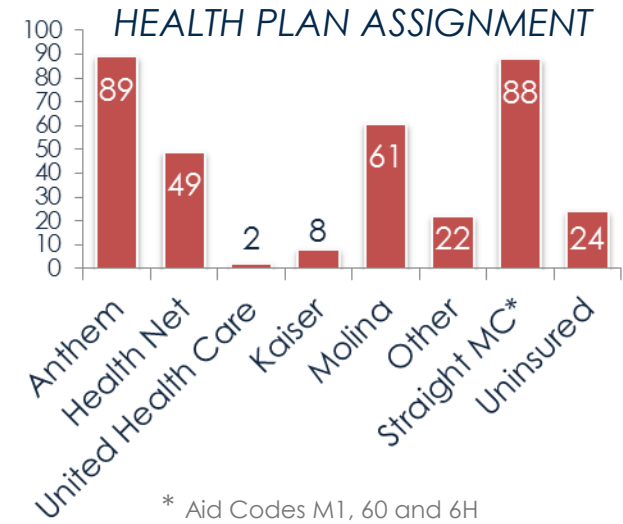
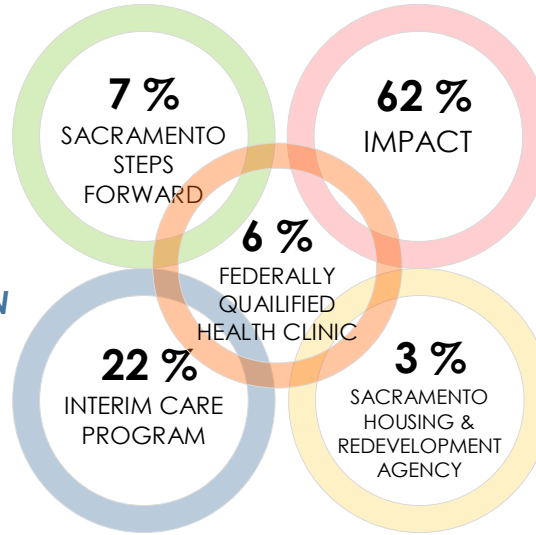
NOVEMBER 1, 2017 - FEBRUARY 23, 2018

SERVICES PROVIDED FOR ALL

OUT OF **3,539** SERVICES
47% CARE COORDINATION
17% HOUSING COORDINATION
36% PROGRAM READINESS COORDINATION



REFERRAL SOURCE

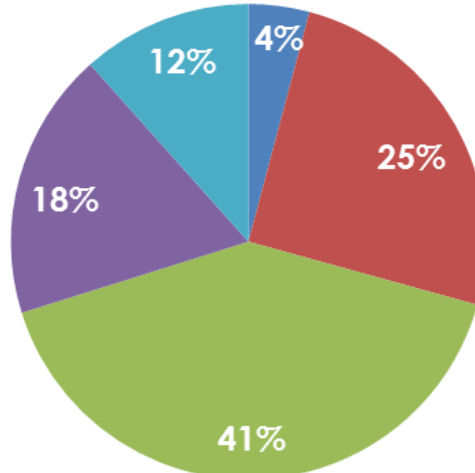



343 ENROLLED INTO PATHWAYS ; **3,313** TOUCHES

GEOGRAPHIC REACH

REGION	# OF CLIENTS
North	318
East	16
South	23
West	5
TOTAL	362

GENDER



AGE

- 18-25
- 26-40
- 41-55
- 56-61
- 62-Up