

EARLY ENGAGEMENT PHASE

NOVEMBER 1, 2017 - JUNE 15, 2018

REFERRAL SOURCE

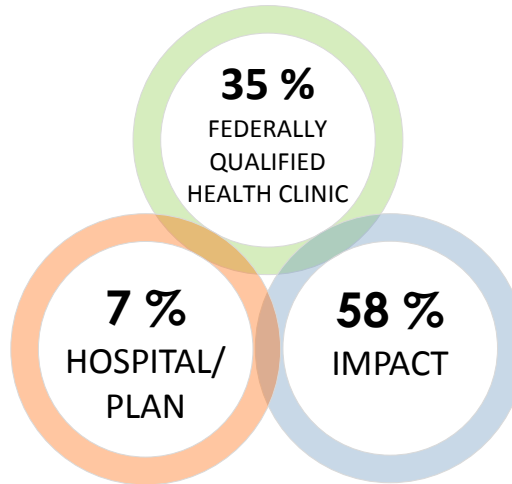
SERVICES PROVIDED FOR ALL

OUT OF **9,059** SERVICES

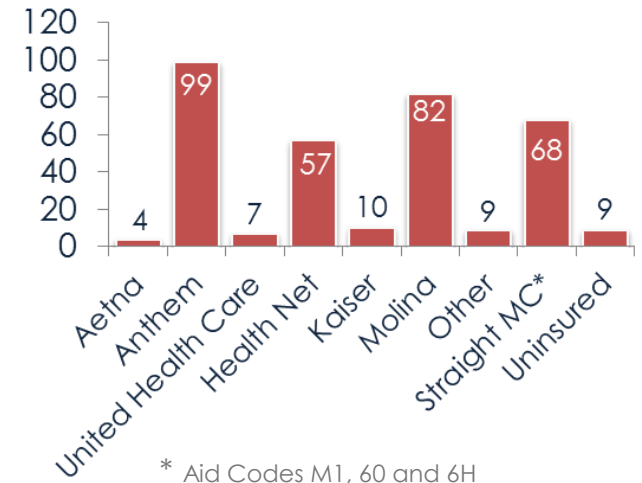
49% CARE COORDINATION

17% HOUSING COORDINATION

34% PROGRAM READINESS COORDINATION



HEALTH PLAN ASSIGNMENT

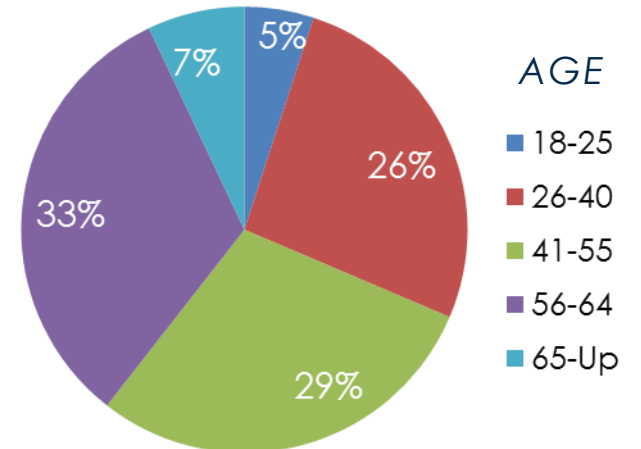



345 ENROLLED INTO PATHWAYS *476 TOTAL; **7,144** TOUCHES

GEOGRAPHIC REACH

REGION	# OF CLIENTS
North	379
East	25
South	65
West	7
TOTAL	476

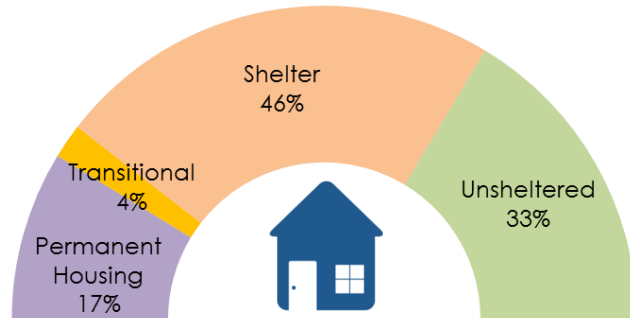
GENDER



EARLY ENGAGEMENT PHASE

NOVEMBER 1, 2017 - JUNE 15, 2018

HOUSING DISPOSITION

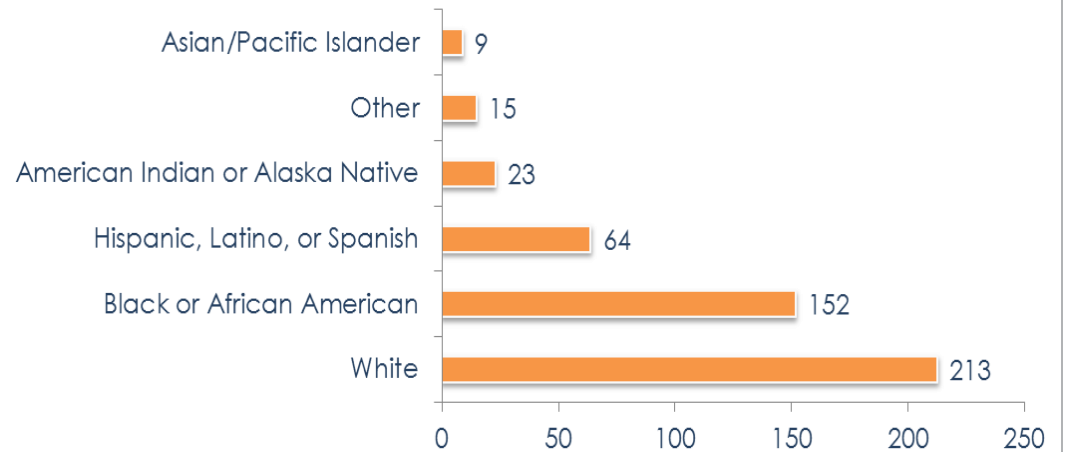


Transitional: Mather Community Campus and Wind Youth Services.

Permanent Housing: Apartment, shared housing and PSH.

Shelter: Volunteers of America, Union Gospel, Winter Shelter, and Salvation Army.

ETHNICITY



CURRENT ENROLLEES



1 Pregnant Women



12 Families



80% are homeless

**There are currently no enrollees at-risk of homelessness*



20% are permanently housed/transitional