

EARLY ENGAGEMENT PHASE

NOVEMBER 1, 2017 - MAY 11, 2018

REFERRAL SOURCE

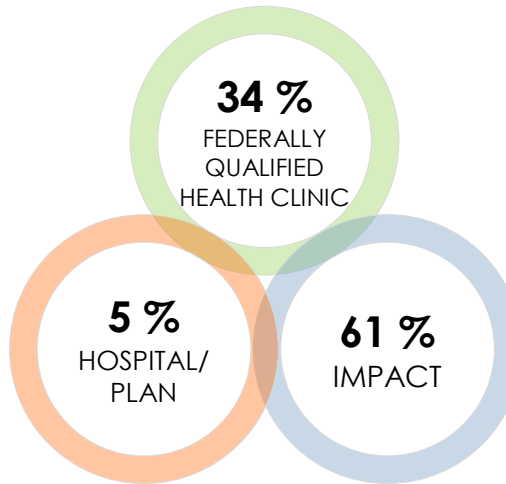
SERVICES PROVIDED FOR ALL

OUT OF **7,569** SERVICES

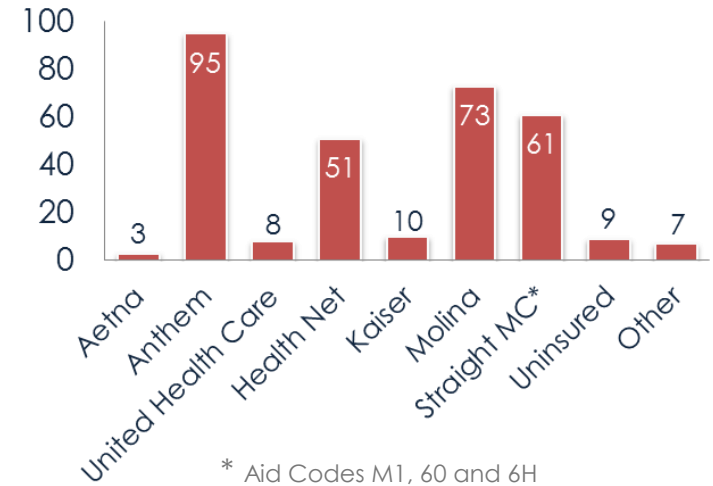
50% CARE COORDINATION

17% HOUSING COORDINATION

33% PROGRAM READINESS COORDINATION



HEALTH PLAN ASSIGNMENT

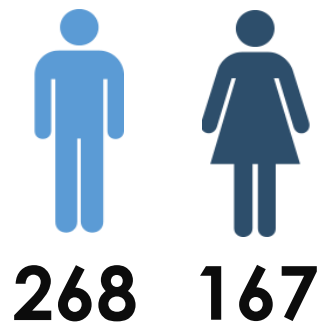


317 ENROLLED INTO PATHWAYS *435 TOTAL; **6,365** TOUCHES

GEOGRAPHIC REACH

REGION	# OF CLIENTS
North	351
East	22
South	56
West	6
TOTAL	435

GENDER



AGE

