

NOVEMBER 1, 2017 - JULY 27, 2018

SERVICES PROVIDED FOR ALL

OUT OF **11,073** SERVICES

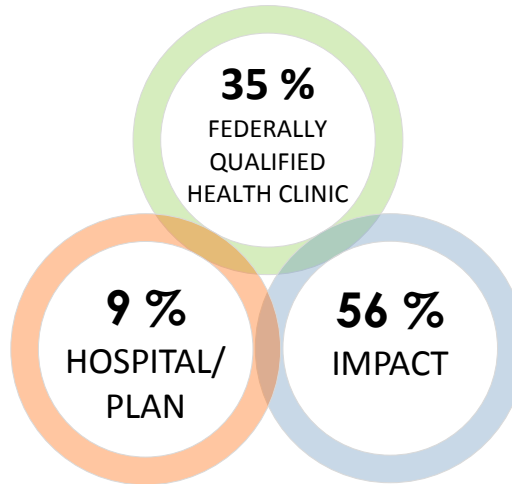
49% CARE COORDINATION

17% HOUSING COORDINATION

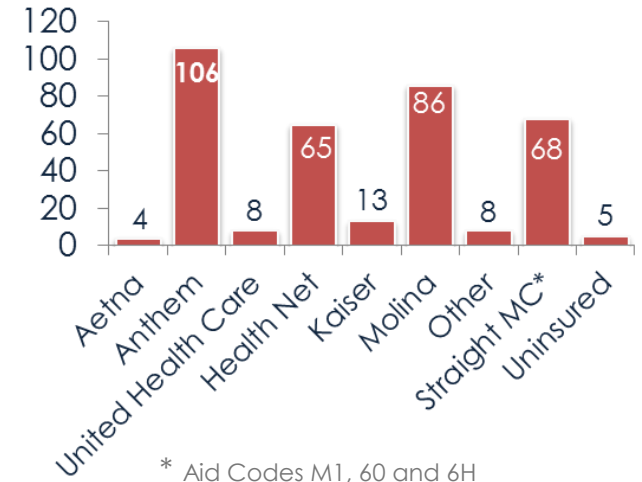
34% PROGRAM READINESS COORDINATION



REFERRAL SOURCE



HEALTH PLAN ASSIGNMENT




363 ENROLLED INTO PATHWAYS *537 TOTAL

GEOGRAPHIC REACH

REGION	# OF CLIENTS
North	423
East	33
South	73
West	6
TOTAL	537

GENDER



327 209

1 GENDER FLUID

